

Scaled data based on original data using
LM-79-08 Approved Method: Electrical and Photometric Measurements of Solid-
State Lighting Products

Test Report Prepared for
Cooper Lighting Solutions
(formerly Eaton)

Brand: McGRAW-EDISON

Report Number: P226291

Luminaire Tested: **ISW-AF-1200-LED-E1-T2-7030**

Issue Date: 3/3/2020

Test Information

Test Method: LM-79-08
Report Number: P226291
TEST IS SCALED FROM IESNA LM-79-08 TEST DATA (P35937)
Test Lab: INNOVATION CENTER-P3
Issue Date: 3/3/2020
Manufacturer: COOPER LIGHTING SOLUTIONS (FORMERLY EATON)
Product Line: MCGRAW-EDISON
Catalog Number: ISW-AF-1200-LED-E1-T2-7030
Description: IMPACT ELITE LED WEDGE LUMINAIRE
LIGHT SQUARE WITH ACCULED OPTICS-TYPE II
Light Source: (16) 3000K CCT, 70 CRI LEDs
Ballast/Driver: ELECTRONIC DRIVER

Summary

Lumens per Lamp: N/A
Luminaire Lumens: 6098.1 lumens
Efficiency: N/A
Efficacy: 92.4 lumens/watt
Luminous Opening: Rectangular (W 0.5' x L: 0.5' x H: 0')
IES Classification: Type II - Medium - Cutoff
BUG Rating: B1 - U1 - G2

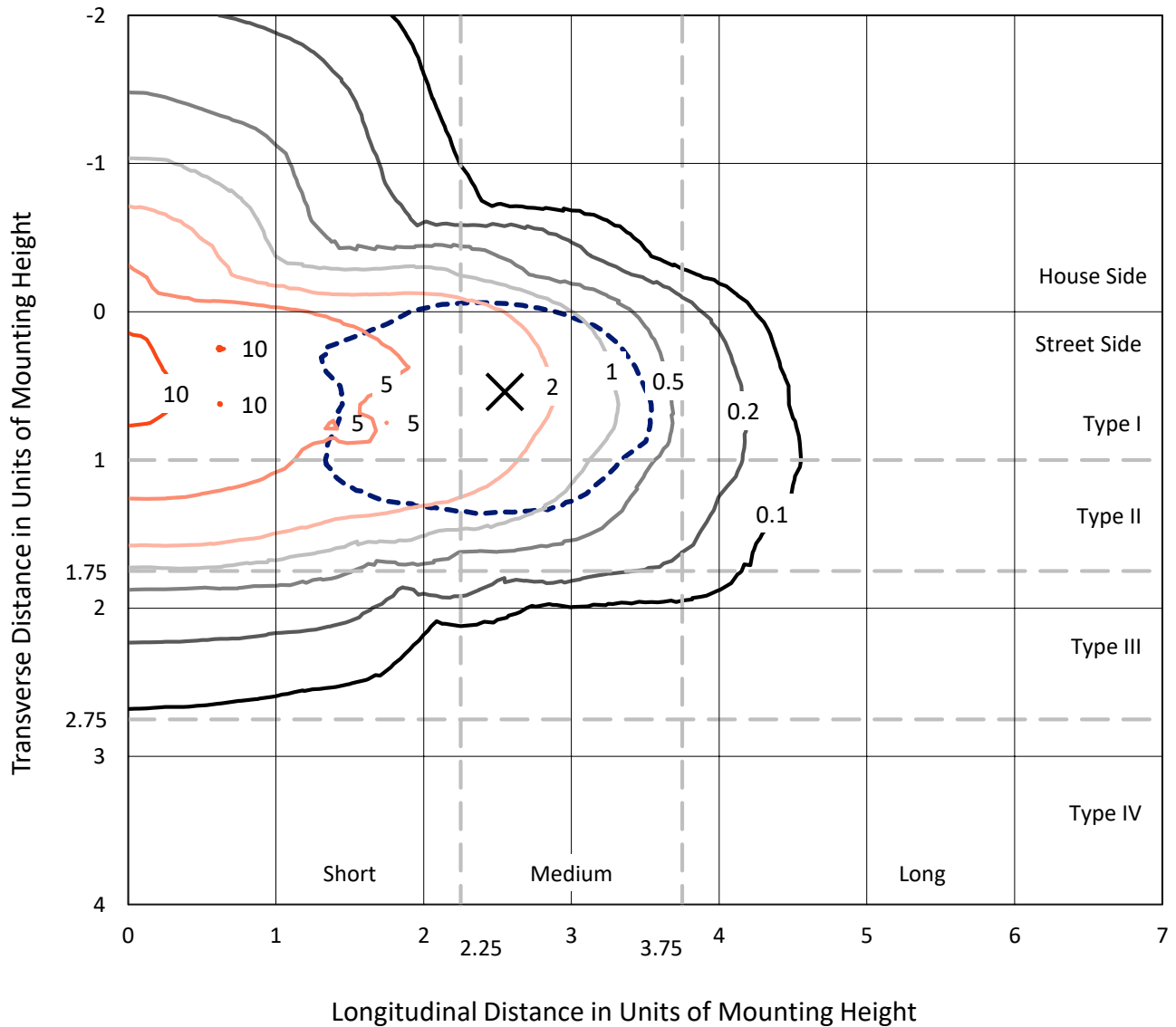
Input Watts (W): 66
Input Voltage (V): 120
Input Current (Ain): NR
Voltage Rise (V): NR
Power Factor: NR
Total Harmonic Distortion (THDi): NR
Frequency (hertz): 60
Stabilization Time: NR
Operation Time: NR
Ambient Temperature (°C): NR
Test Distance: 25 FT



REPORT NUMBER: P226291
 CATALOG NUMBER: ISW-AF-1200-LED-E1-T2-7030

Iso-Footcandle Lines of Horizontal Illumination

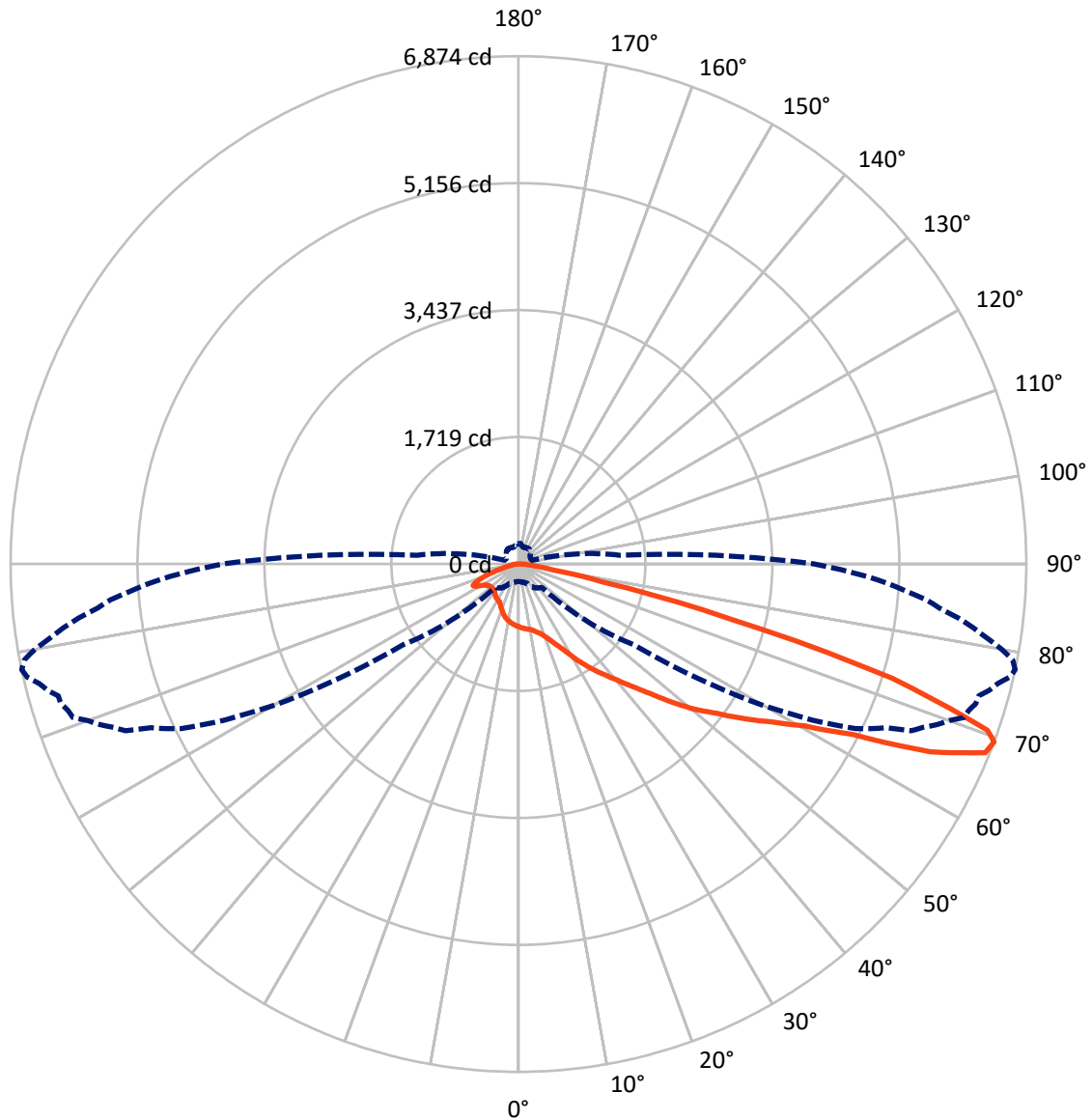
× Max cd
 - - - 1/2 Max cd



Based on 10 foot mounting height. Maximum calculated value = 10.9 fc
 Type II - Medium - Cutoff

REPORT NUMBER: P226291
CATALOG NUMBER: ISW-AF-1200-LED-E1-T2-7030

Luminous Intensity Polar Plot



— Vertical Plane Through 78-Deg Lateral - - - Horizontal Cone Through 69-Deg Vertical

REPORT NUMBER: P226291

CATALOG NUMBER: ISW-AF-1200-LED-E1-T2-7030

FLUX DISTRIBUTION:

		Downward	Upward	Total
House Side	Lumens	1114.9	2.1	1117.1
	% Fixture	18.3	0.0	18.3
Street Side	Lumens	4980.1	1.0	4981.1
	% Fixture	81.7	0.0	81.7
Total	Lumens	6095.0	3.1	6098.1
	% Fixture	99.9	0.1	100.0

ZONAL LUMENS:

Zone	Lumens	% Fixture
0°-10°	78.7	1.3
10°-20°	237.8	3.9
20°-30°	426.3	7.0
30°-40°	695.9	11.4
40°-50°	1029.2	16.9
50°-60°	1344.0	22.0
60°-70°	1503.0	24.6
70°-80°	674.8	11.1
80°-90°	105.2	1.7
90°-100°	3.1	0.1
100°-110°	0.0	0.0
110°-120°	0.0	0.0
120°-130°	0.0	0.0
130°-140°	0.0	0.0
140°-150°	0.0	0.0
150°-160°	0.0	0.0
160°-170°	0.0	0.0
170°-180°	0.0	0.0
0°-90°	6095.0	99.9
0°-180°	6098.1	100.0

Coefficient of Utilization



REPORT NUMBER: P226291

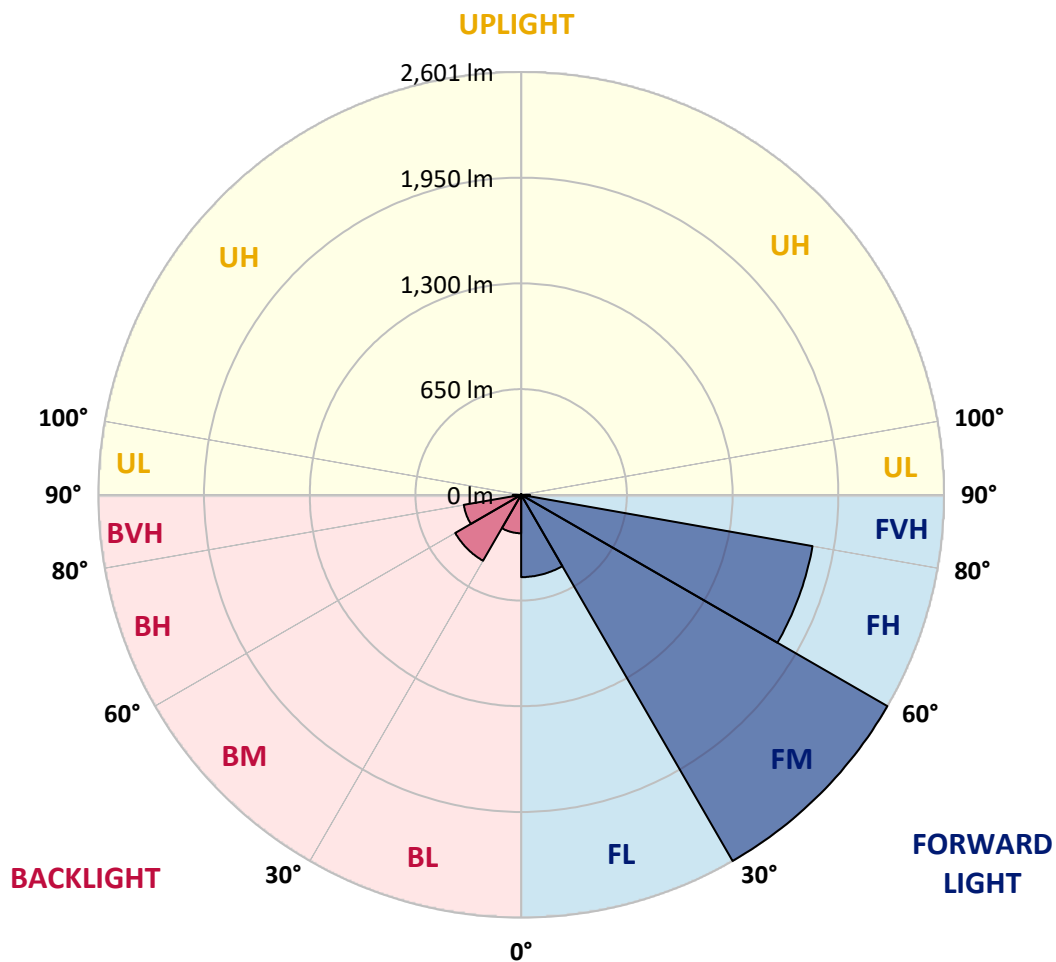
CATALOG NUMBER: ISW-AF-1200-LED-E1-T2-7030

LUMINAIRE CLASSIFICATION SYSTEM LUMEN TABLE AND BUG RATING:

Zone		Lumens	% Fixture	Zone Rating/Lumen Limit		
				B	U	G
FL	(0°-30°)	506.2	8.3			
FM	(30°-60°)	2600.6	42.6			
FH	(60°-80°)	1819.5	29.8			G2/5000
FVH	(80°-90°)	53.7	0.9			G1/100
BL	(0°-30°)	236.6	3.9	B1/500		
BM	(30°-60°)	468.5	7.7	B1/1000		
BH	(60°-80°)	358.3	5.9	B1/500		G1/500
BVH	(80°-90°)	51.5	0.8			G1/100
UL	(90°-100°)	3.1	0.1		U1/10	
UH	(100°-180°)	2.1	0.0		U1/10	

BUG Rating: B1-U1-G2

Type II Medium





REPORT NUMBER: P226291

CATALOG NUMBER: ISW-AF-1200-LED-E1-T2-7030

CANDELA DISTRIBUTION (FULL):

	0°	5°	15°	25°	35°	45°	55°	60°	61°	62°	64°
0°	848.1	848.1	848.1	848.1	848.1	848.1	848.1	848.1	848.1	848.1	848.1
2.5°	908.3	908.3	905.6	903.8	901.2	894.1	883.5	881.7	880.8	879.1	877.3
5°	974.7	967.6	969.4	964.9	955.2	942.8	923.3	913.6	908.3	907.4	903.8
7.5°	1028.7	1029.6	1026.9	1018.0	1004.8	989.7	963.2	948.1	943.7	941.0	934.8
10°	1067.6	1065.0	1063.2	1061.4	1050.8	1038.4	1004.8	986.2	982.6	975.6	968.5
12.5°	1095.9	1095.9	1095.9	1094.2	1088.0	1078.2	1051.7	1033.1	1028.7	1018.9	1012.7
15°	1126.9	1123.4	1119.9	1117.2	1118.1	1118.1	1098.6	1084.4	1077.4	1072.0	1059.7
17.5°	1193.3	1185.4	1177.4	1166.8	1149.9	1145.5	1144.6	1143.8	1134.0	1133.1	1120.7
20°	1250.0	1242.9	1235.8	1225.2	1201.3	1175.6	1188.9	1201.3	1199.5	1200.4	1194.2
22.5°	1319.9	1314.6	1300.4	1288.0	1257.1	1226.1	1227.9	1254.4	1258.0	1261.5	1263.3
25°	1415.5	1412.9	1389.9	1366.0	1330.5	1301.3	1273.9	1306.6	1313.7	1321.7	1337.6
27.5°	1512.0	1505.8	1481.0	1459.8	1415.5	1384.5	1346.5	1364.2	1374.8	1389.9	1414.6
30°	1636.8	1620.0	1611.2	1563.4	1522.6	1477.5	1444.7	1450.1	1448.3	1466.0	1504.1
32.5°	1817.4	1790.9	1746.6	1698.8	1651.0	1590.8	1563.4	1562.5	1558.1	1578.4	1599.7
35°	1914.8	1908.6	1881.2	1833.4	1781.1	1724.5	1706.8	1690.0	1692.6	1703.2	1711.2
37.5°	2020.2	2014.8	1993.6	1967.0	1927.2	1958.2	1859.9	1835.1	1823.6	1818.3	1821.0
40°	2066.2	2070.6	2082.1	2086.6	2063.5	2212.3	2018.4	1936.9	1933.4	1925.4	1917.5
42.5°	2075.9	2087.4	2110.5	2160.9	2183.0	2507.0	2149.4	2051.1	2037.0	2030.8	2031.7
45°	2111.3	2129.0	2133.5	2179.5	2284.0	2522.1	2297.2	2152.1	2141.4	2140.6	2135.2
47.5°	2197.2	2221.1	2221.1	2241.5	2340.6	2551.3	2347.7	2253.0	2245.9	2242.4	2256.5
50°	2209.6	2241.5	2305.2	2370.7	2442.4	2575.2	2405.2	2362.8	2365.4	2373.4	2415.0
52.5°	1999.8	2031.7	2199.9	2392.8	2626.6	2640.7	2492.0	2508.8	2526.5	2565.5	2641.6
55°	1714.7	1737.8	1936.9	2245.9	2633.6	2889.5	2709.8	2756.7	2793.9	2805.4	2924.9
57.5°	1350.0	1381.9	1584.6	1985.6	2459.2	2960.3	3210.8	3232.1	3190.5	3228.5	3271.9
60°	731.2	727.7	1010.1	1435.9	2092.7	2829.3	3694.2	4058.9	4067.8	4126.2	4056.2
62.5°	409.0	409.0	490.4	737.4	1346.5	2393.7	3926.1	4774.2	4884.8	4977.8	5182.3
65°	309.0	311.6	340.8	444.4	756.0	1511.1	3756.1	5018.5	5231.0	5444.3	5802.9
67.5°	256.7	256.7	278.0	331.1	472.7	686.1	2765.5	4528.1	4793.7	5048.6	5544.4
69°	238.1	239.0	255.0	291.2	395.7	446.2	1910.4	3839.4	4143.0	4496.2	5080.5
70°	229.3	226.6	241.7	271.8	358.5	352.3	1399.6	3338.3	3573.8	3890.7	4562.6
72.5°	203.6	201.0	208.9	231.9	282.4	251.4	571.0	1796.2	2151.2	2506.2	3041.7
75°	181.5	178.8	185.0	195.6	219.5	192.1	286.8	752.5	910.9	1177.4	1624.4
77.5°	160.2	154.9	160.2	167.3	172.6	143.4	194.8	347.9	426.7	524.1	740.1
80°	145.2	139.9	146.1	142.5	135.4	110.7	129.2	202.7	224.9	269.1	352.3
82.5°	103.6	102.7	139.0	143.4	108.0	80.6	92.1	130.1	145.2	153.1	185.9
85°	63.7	61.1	80.6	102.7	109.8	50.5	59.3	77.0	80.6	87.6	103.6
87.5°	32.8	33.6	43.4	53.1	71.7	30.1	35.4	45.1	45.1	45.1	51.3
90°	8.0	9.7	13.3	18.6	15.0	8.0	13.3	10.6	12.4	10.6	12.4
92.5°	0.0	0.0	0.0	0.0	0.0	0.0	0.0	0.0	0.0	0.0	0.0
95°	0.0	0.0	0.0	0.0	0.0	0.0	0.0	0.0	0.0	0.0	0.0
97.5°	0.0	0.0	0.0	0.0	0.0	0.0	0.0	0.0	0.0	0.0	0.0
100°	0.0	0.0	0.0	0.0	0.0	0.0	0.0	0.0	0.0	0.0	0.0
102.5°	0.0	0.0	0.0	0.0	0.0	0.0	0.0	0.0	0.0	0.0	0.0
105°	0.0	0.0	0.0	0.0	0.0	0.0	0.0	0.0	0.0	0.0	0.0
107.5°	0.0	0.0	0.0	0.0	0.0	0.0	0.0	0.0	0.0	0.0	0.0



REPORT NUMBER: P226291

CATALOG NUMBER: ISW-AF-1200-LED-E1-T2-7030

CANDELA DISTRIBUTION (continued):

	0°	5°	15°	25°	35°	45°	55°	60°	61°	62°	64°
110°	0.0	0.0	0.0	0.0	0.0	0.0	0.0	0.0	0.0	0.0	0.0
112.5°	0.0	0.0	0.0	0.0	0.0	0.0	0.0	0.0	0.0	0.0	0.0
115°	0.0	0.0	0.0	0.0	0.0	0.0	0.0	0.0	0.0	0.0	0.0
117.5°	0.0	0.0	0.0	0.0	0.0	0.0	0.0	0.0	0.0	0.0	0.0
120°	0.0	0.0	0.0	0.0	0.0	0.0	0.0	0.0	0.0	0.0	0.0
122.5°	0.0	0.0	0.0	0.0	0.0	0.0	0.0	0.0	0.0	0.0	0.0
125°	0.0	0.0	0.0	0.0	0.0	0.0	0.0	0.0	0.0	0.0	0.0
127.5°	0.0	0.0	0.0	0.0	0.0	0.0	0.0	0.0	0.0	0.0	0.0
130°	0.0	0.0	0.0	0.0	0.0	0.0	0.0	0.0	0.0	0.0	0.0
132.5°	0.0	0.0	0.0	0.0	0.0	0.0	0.0	0.0	0.0	0.0	0.0
135°	0.0	0.0	0.0	0.0	0.0	0.0	0.0	0.0	0.0	0.0	0.0
137.5°	0.0	0.0	0.0	0.0	0.0	0.0	0.0	0.0	0.0	0.0	0.0
140°	0.0	0.0	0.0	0.0	0.0	0.0	0.0	0.0	0.0	0.0	0.0
142.5°	0.0	0.0	0.0	0.0	0.0	0.0	0.0	0.0	0.0	0.0	0.0
145°	0.0	0.0	0.0	0.0	0.0	0.0	0.0	0.0	0.0	0.0	0.0
147.5°	0.0	0.0	0.0	0.0	0.0	0.0	0.0	0.0	0.0	0.0	0.0
150°	0.0	0.0	0.0	0.0	0.0	0.0	0.0	0.0	0.0	0.0	0.0
152.5°	0.0	0.0	0.0	0.0	0.0	0.0	0.0	0.0	0.0	0.0	0.0
155°	0.0	0.0	0.0	0.0	0.0	0.0	0.0	0.0	0.0	0.0	0.0
157.5°	0.0	0.0	0.0	0.0	0.0	0.0	0.0	0.0	0.0	0.0	0.0
160°	0.0	0.0	0.0	0.0	0.0	0.0	0.0	0.0	0.0	0.0	0.0
162.5°	0.0	0.0	0.0	0.0	0.0	0.0	0.0	0.0	0.0	0.0	0.0
165°	0.0	0.0	0.0	0.0	0.0	0.0	0.0	0.0	0.0	0.0	0.0
167.5°	0.0	0.0	0.0	0.0	0.0	0.0	0.0	0.0	0.0	0.0	0.0
170°	0.0	0.0	0.0	0.0	0.0	0.0	0.0	0.0	0.0	0.0	0.0
172.5°	0.0	0.0	0.0	0.0	0.0	0.0	0.0	0.0	0.0	0.0	0.0
175°	0.0	0.0	0.0	0.0	0.0	0.0	0.0	0.0	0.0	0.0	0.0
177.5°	0.0	0.0	0.0	0.0	0.0	0.0	0.0	0.0	0.0	0.0	0.0
180°	0.0	0.0	0.0	0.0	0.0	0.0	0.0	0.0	0.0	0.0	0.0



REPORT NUMBER: P226291

CATALOG NUMBER: ISW-AF-1200-LED-E1-T2-7030

CANDELA DISTRIBUTION (continued):

	65°	66°	67°	68°	69°	70°	71°	72°	73°	74°	75°
0°	848.1	848.1	848.1	848.1	848.1	848.1	848.1	848.1	848.1	848.1	848.1
2.5°	878.2	875.5	872.0	872.9	871.1	868.4	869.3	868.4	869.3	867.6	865.8
5°	903.8	902.1	896.8	895.9	894.1	892.3	889.7	887.0	886.1	884.4	880.8
7.5°	933.1	927.7	925.1	921.6	917.1	910.0	909.2	905.6	903.0	901.2	896.8
10°	963.2	957.0	953.4	949.0	944.6	940.1	935.7	929.5	923.3	921.6	916.2
12.5°	1008.3	1000.3	993.3	986.2	981.7	973.8	967.6	959.6	953.4	950.8	941.9
15°	1057.9	1047.3	1040.2	1034.9	1027.8	1020.7	1012.7	1005.7	995.9	987.9	980.0
17.5°	1116.3	1106.6	1101.3	1091.5	1082.7	1074.7	1068.5	1059.7	1051.7	1037.5	1030.4
20°	1193.3	1185.4	1179.2	1168.5	1158.8	1150.8	1145.5	1126.9	1116.3	1103.9	1092.4
22.5°	1265.0	1265.9	1259.7	1252.6	1246.4	1235.8	1227.0	1213.7	1200.4	1185.4	1169.4
25°	1342.9	1350.0	1350.9	1349.1	1345.6	1333.2	1328.8	1315.5	1304.9	1280.1	1273.0
27.5°	1429.7	1437.7	1447.4	1459.8	1462.4	1449.2	1455.4	1442.1	1423.5	1412.9	1389.9
30°	1513.8	1535.9	1556.3	1570.4	1579.3	1585.5	1581.1	1576.6	1564.2	1546.5	1526.2
32.5°	1621.8	1644.8	1665.2	1696.2	1712.1	1731.6	1728.0	1729.8	1725.4	1707.7	1683.8
35°	1730.7	1751.0	1777.6	1798.0	1836.9	1858.2	1875.9	1875.0	1875.0	1864.4	1841.3
37.5°	1827.2	1838.7	1860.8	1894.4	1920.1	1953.8	1982.1	1993.6	2012.2	2013.1	1988.3
40°	1928.1	1939.6	1956.4	1981.2	2009.5	2049.4	2087.4	2124.6	2142.3	2160.9	2151.2
42.5°	2037.0	2049.4	2061.8	2077.7	2118.4	2149.4	2200.7	2251.2	2287.5	2325.6	2321.1
45°	2145.0	2159.1	2176.8	2200.7	2237.0	2287.5	2337.1	2393.7	2476.9	2522.1	2553.1
47.5°	2267.1	2290.2	2322.9	2361.0	2390.2	2442.4	2505.3	2592.9	2677.0	2754.9	2803.6
50°	2451.3	2460.1	2513.2	2550.4	2606.2	2659.3	2722.2	2799.2	2908.1	2987.7	3065.6
52.5°	2668.2	2701.8	2754.9	2797.4	2841.7	2894.8	2959.4	3028.5	3136.5	3225.9	3326.8
55°	2947.9	2995.7	3041.7	3064.8	3126.7	3174.5	3226.8	3294.9	3410.9	3508.3	3626.9
57.5°	3281.6	3329.5	3351.6	3385.2	3411.8	3464.9	3535.7	3581.7	3684.4	3785.4	3911.1
60°	3966.8	3936.7	3963.3	3911.1	3903.1	3907.5	3922.6	3958.0	4015.5	4109.4	4242.2
62.5°	5203.5	5160.2	5045.1	5003.5	4922.9	4814.0	4711.3	4697.2	4667.1	4737.9	4821.1
65°	5925.9	6083.5	6100.3	6144.6	6112.7	6027.7	5907.3	5868.4	5771.0	5702.8	5698.4
67.5°	5752.4	5988.8	6136.6	6323.4	6427.0	6527.9	6554.4	6589.0	6526.1	6495.1	6504.0
69°	5269.9	5445.2	5776.3	5903.8	6067.6	6202.1	6379.2	6410.1	6471.2	6480.1	6597.8
70°	4791.9	5049.5	5239.0	5430.2	5656.8	5804.6	5884.3	6015.3	6166.7	6241.1	6368.5
72.5°	3445.4	3529.5	3664.1	3912.0	3974.8	4128.0	4284.6	4396.2	4574.1	4699.8	4999.9
75°	1859.0	1909.5	2121.1	2261.8	2299.0	2349.5	2464.6	2492.0	2558.4	2599.1	2887.7
77.5°	849.0	926.0	953.4	1030.4	987.1	1008.3	1035.8	1029.6	1048.1	1136.7	1237.6
80°	391.3	406.3	417.0	448.8	450.6	443.5	446.2	441.7	438.2	452.4	463.0
82.5°	190.3	213.3	213.3	232.8	242.6	239.9	245.2	243.4	247.0	243.4	255.0
85°	111.5	111.5	120.4	131.0	129.2	132.8	132.8	139.9	140.8	142.5	142.5
87.5°	52.2	57.5	60.2	64.6	66.4	69.1	70.8	70.8	71.7	69.9	71.7
90°	13.3	13.3	22.1	22.1	23.9	26.6	23.0	24.8	31.0	23.0	29.2
92.5°	0.0	0.0	0.0	0.0	0.0	0.0	0.0	0.0	0.0	0.0	0.0
95°	0.0	0.0	0.0	0.0	0.0	0.0	0.0	0.0	0.0	0.0	0.0
97.5°	0.0	0.0	0.0	0.0	0.0	0.0	0.0	0.0	0.0	0.0	0.0
100°	0.0	0.0	0.0	0.0	0.0	0.0	0.0	0.0	0.0	0.0	0.0
102.5°	0.0	0.0	0.0	0.0	0.0	0.0	0.0	0.0	0.0	0.0	0.0
105°	0.0	0.0	0.0	0.0	0.0	0.0	0.0	0.0	0.0	0.0	0.0
107.5°	0.0	0.0	0.0	0.0	0.0	0.0	0.0	0.0	0.0	0.0	0.0



REPORT NUMBER: P226291

CATALOG NUMBER: ISW-AF-1200-LED-E1-T2-7030

CANDELA DISTRIBUTION (continued):

	65°	66°	67°	68°	69°	70°	71°	72°	73°	74°	75°
110°	0.0	0.0	0.0	0.0	0.0	0.0	0.0	0.0	0.0	0.0	0.0
112.5°	0.0	0.0	0.0	0.0	0.0	0.0	0.0	0.0	0.0	0.0	0.0
115°	0.0	0.0	0.0	0.0	0.0	0.0	0.0	0.0	0.0	0.0	0.0
117.5°	0.0	0.0	0.0	0.0	0.0	0.0	0.0	0.0	0.0	0.0	0.0
120°	0.0	0.0	0.0	0.0	0.0	0.0	0.0	0.0	0.0	0.0	0.0
122.5°	0.0	0.0	0.0	0.0	0.0	0.0	0.0	0.0	0.0	0.0	0.0
125°	0.0	0.0	0.0	0.0	0.0	0.0	0.0	0.0	0.0	0.0	0.0
127.5°	0.0	0.0	0.0	0.0	0.0	0.0	0.0	0.0	0.0	0.0	0.0
130°	0.0	0.0	0.0	0.0	0.0	0.0	0.0	0.0	0.0	0.0	0.0
132.5°	0.0	0.0	0.0	0.0	0.0	0.0	0.0	0.0	0.0	0.0	0.0
135°	0.0	0.0	0.0	0.0	0.0	0.0	0.0	0.0	0.0	0.0	0.0
137.5°	0.0	0.0	0.0	0.0	0.0	0.0	0.0	0.0	0.0	0.0	0.0
140°	0.0	0.0	0.0	0.0	0.0	0.0	0.0	0.0	0.0	0.0	0.0
142.5°	0.0	0.0	0.0	0.0	0.0	0.0	0.0	0.0	0.0	0.0	0.0
145°	0.0	0.0	0.0	0.0	0.0	0.0	0.0	0.0	0.0	0.0	0.0
147.5°	0.0	0.0	0.0	0.0	0.0	0.0	0.0	0.0	0.0	0.0	0.0
150°	0.0	0.0	0.0	0.0	0.0	0.0	0.0	0.0	0.0	0.0	0.0
152.5°	0.0	0.0	0.0	0.0	0.0	0.0	0.0	0.0	0.0	0.0	0.0
155°	0.0	0.0	0.0	0.0	0.0	0.0	0.0	0.0	0.0	0.0	0.0
157.5°	0.0	0.0	0.0	0.0	0.0	0.0	0.0	0.0	0.0	0.0	0.0
160°	0.0	0.0	0.0	0.0	0.0	0.0	0.0	0.0	0.0	0.0	0.0
162.5°	0.0	0.0	0.0	0.0	0.0	0.0	0.0	0.0	0.0	0.0	0.0
165°	0.0	0.0	0.0	0.0	0.0	0.0	0.0	0.0	0.0	0.0	0.0
167.5°	0.0	0.0	0.0	0.0	0.0	0.0	0.0	0.0	0.0	0.0	0.0
170°	0.0	0.0	0.0	0.0	0.0	0.0	0.0	0.0	0.0	0.0	0.0
172.5°	0.0	0.0	0.0	0.0	0.0	0.0	0.0	0.0	0.0	0.0	0.0
175°	0.0	0.0	0.0	0.0	0.0	0.0	0.0	0.0	0.0	0.0	0.0
177.5°	0.0	0.0	0.0	0.0	0.0	0.0	0.0	0.0	0.0	0.0	0.0
180°	0.0	0.0	0.0	0.0	0.0	0.0	0.0	0.0	0.0	0.0	0.0



REPORT NUMBER: P226291

CATALOG NUMBER: ISW-AF-1200-LED-E1-T2-7030

CANDELA DISTRIBUTION (continued):

	76°	77°	78°	79°	80°	81°	82°	83°	84°	85°	86°
0°	848.1	848.1	848.1	848.1	848.1	848.1	848.1	848.1	848.1	848.1	848.1
2.5°	864.0	865.8	864.9	861.4	860.5	860.5	858.7	857.8	856.0	855.2	856.9
5°	879.9	879.9	877.3	873.7	870.2	869.3	868.4	864.0	862.2	860.5	858.7
7.5°	895.0	893.2	889.7	883.5	879.9	879.1	875.5	871.1	866.7	863.1	861.4
10°	910.9	909.2	902.1	897.7	890.6	889.7	883.5	878.2	873.7	869.3	865.8
12.5°	933.9	932.2	924.2	913.6	908.3	904.7	896.8	890.6	884.4	879.1	872.9
15°	969.4	962.3	957.0	946.3	938.4	931.3	921.6	912.7	903.8	895.0	889.7
17.5°	1018.9	1009.2	995.0	988.8	978.2	966.7	953.4	947.2	935.7	925.1	914.5
20°	1083.6	1073.8	1051.7	1043.7	1028.7	1011.8	1001.2	987.9	978.2	961.4	949.9
22.5°	1155.3	1146.4	1125.2	1103.9	1089.8	1076.5	1059.7	1042.8	1024.2	1008.3	995.9
25°	1248.2	1234.9	1216.3	1195.1	1173.9	1155.3	1132.2	1108.3	1092.4	1070.3	1052.6
27.5°	1374.8	1351.8	1320.8	1297.8	1281.0	1252.6	1224.3	1203.1	1178.3	1149.1	1129.6
30°	1512.0	1486.3	1463.3	1436.8	1408.4	1381.0	1342.0	1311.1	1284.5	1253.5	1221.7
32.5°	1664.3	1642.2	1609.4	1574.9	1543.9	1509.4	1481.0	1448.3	1402.2	1369.5	1335.9
35°	1817.4	1791.8	1758.1	1728.9	1693.5	1658.1	1626.2	1582.8	1541.2	1494.3	1447.4
37.5°	1965.3	1943.1	1906.0	1861.7	1830.7	1792.6	1759.9	1713.9	1664.3	1612.1	1576.6
40°	2129.9	2094.5	2068.8	2017.5	1985.6	1943.1	1896.2	1860.8	1813.0	1756.3	1705.9
42.5°	2318.5	2293.7	2266.3	2224.7	2191.0	2140.6	2081.2	2036.1	1991.8	1924.5	1854.6
45°	2557.5	2541.6	2496.4	2462.8	2417.6	2364.5	2313.2	2258.3	2188.4	2110.5	2046.7
47.5°	2844.3	2831.9	2791.2	2743.4	2684.1	2612.4	2564.6	2489.3	2430.0	2332.7	2256.5
50°	3104.6	3110.8	3088.7	3015.2	2962.1	2890.4	2815.1	2749.6	2658.4	2557.5	2460.1
52.5°	3415.3	3409.1	3353.4	3312.6	3249.8	3163.0	3080.7	2996.6	2896.6	2792.1	2670.8
55°	3712.8	3731.4	3692.4	3634.9	3558.7	3437.5	3354.2	3245.4	3140.0	3024.9	2885.1
57.5°	4001.4	4060.7	4030.6	3962.4	3884.5	3796.9	3687.1	3564.9	3456.0	3305.5	3148.0
60°	4360.8	4439.6	4452.0	4407.7	4322.7	4220.9	4076.6	3981.0	3831.4	3692.4	3571.1
62.5°	4914.1	5092.9	5082.3	5103.5	5043.3	4980.5	4811.4	4708.7	4513.9	4413.9	4244.8
65°	5838.3	5970.2	6128.6	6123.3	6081.7	5931.2	5755.9	5584.2	5455.8	5258.4	5082.3
67.5°	6613.8	6722.6	6816.5	6767.8	6672.2	6503.1	6297.7	6058.7	5863.1	5645.3	5414.2
69°	6686.3	6819.1	6874.0	6813.8	6642.1	6421.7	6220.7	5998.5	5729.4	5542.6	5261.1
70°	6491.6	6622.6	6733.3	6578.3	6420.8	6205.7	5986.1	5755.1	5514.3	5313.3	5029.1
72.5°	5156.6	5304.5	5289.4	5272.6	5146.9	4931.8	4729.9	4606.0	4436.9	4194.3	3989.0
75°	2998.4	3066.5	2947.0	3072.7	2922.2	2705.3	2733.7	2593.8	2469.9	2330.0	2222.0
77.5°	1177.4	1237.6	1174.7	1154.4	1087.1	1072.0	959.6	972.9	917.1	807.4	756.9
80°	446.2	454.1	443.5	421.4	417.0	391.3	384.2	359.4	347.9	311.6	298.3
82.5°	239.9	244.3	237.2	230.2	224.9	209.8	200.1	181.5	170.9	159.3	158.5
85°	138.1	134.6	131.0	127.5	119.5	110.7	103.6	96.5	88.5	82.3	76.1
87.5°	72.6	73.5	74.4	70.8	65.5	58.4	54.0	51.3	45.1	42.5	39.8
90°	23.9	17.7	20.4	25.7	23.9	19.5	18.6	15.9	13.3	13.3	10.6
92.5°	0.0	0.0	0.0	0.0	0.0	0.0	0.0	0.0	0.0	0.0	0.0
95°	0.0	0.0	0.0	0.0	0.0	0.0	0.0	0.0	0.0	0.0	0.0
97.5°	0.0	0.0	0.0	0.0	0.0	0.0	0.0	0.0	0.0	0.0	0.0
100°	0.0	0.0	0.0	0.0	0.0	0.0	0.0	0.0	0.0	0.0	0.0
102.5°	0.0	0.0	0.0	0.0	0.0	0.0	0.0	0.0	0.0	0.0	0.0
105°	0.0	0.0	0.0	0.0	0.0	0.0	0.0	0.0	0.0	0.0	0.0
107.5°	0.0	0.0	0.0	0.0	0.0	0.0	0.0	0.0	0.0	0.0	0.0



REPORT NUMBER: P226291
 CATALOG NUMBER: ISW-AF-1200-LED-E1-T2-7030

REPORT N
 CATALOG

CANDELA DISTRIBUTION (continued):

CANDELA

	76°	77°	78°	79°	80°	81°	82°	83°	84°	85°	86°	
110°	0.0	0.0	0.0	0.0	0.0	0.0	0.0	0.0	0.0	0.0	0.0	0°
112.5°	0.0	0.0	0.0	0.0	0.0	0.0	0.0	0.0	0.0	0.0	0.0	2.5°
115°	0.0	0.0	0.0	0.0	0.0	0.0	0.0	0.0	0.0	0.0	0.0	5°
117.5°	0.0	0.0	0.0	0.0	0.0	0.0	0.0	0.0	0.0	0.0	0.0	7.5°
120°	0.0	0.0	0.0	0.0	0.0	0.0	0.0	0.0	0.0	0.0	0.0	10°
122.5°	0.0	0.0	0.0	0.0	0.0	0.0	0.0	0.0	0.0	0.0	0.0	12.5°
125°	0.0	0.0	0.0	0.0	0.0	0.0	0.0	0.0	0.0	0.0	0.0	15°
127.5°	0.0	0.0	0.0	0.0	0.0	0.0	0.0	0.0	0.0	0.0	0.0	17.5°
130°	0.0	0.0	0.0	0.0	0.0	0.0	0.0	0.0	0.0	0.0	0.0	20°
132.5°	0.0	0.0	0.0	0.0	0.0	0.0	0.0	0.0	0.0	0.0	0.0	22.5°
135°	0.0	0.0	0.0	0.0	0.0	0.0	0.0	0.0	0.0	0.0	0.0	25°
137.5°	0.0	0.0	0.0	0.0	0.0	0.0	0.0	0.0	0.0	0.0	0.0	27.5°
140°	0.0	0.0	0.0	0.0	0.0	0.0	0.0	0.0	0.0	0.0	0.0	30°
142.5°	0.0	0.0	0.0	0.0	0.0	0.0	0.0	0.0	0.0	0.0	0.0	32.5°
145°	0.0	0.0	0.0	0.0	0.0	0.0	0.0	0.0	0.0	0.0	0.0	35°
147.5°	0.0	0.0	0.0	0.0	0.0	0.0	0.0	0.0	0.0	0.0	0.0	37.5°
150°	0.0	0.0	0.0	0.0	0.0	0.0	0.0	0.0	0.0	0.0	0.0	40°
152.5°	0.0	0.0	0.0	0.0	0.0	0.0	0.0	0.0	0.0	0.0	0.0	42.5°
155°	0.0	0.0	0.0	0.0	0.0	0.0	0.0	0.0	0.0	0.0	0.0	45°
157.5°	0.0	0.0	0.0	0.0	0.0	0.0	0.0	0.0	0.0	0.0	0.0	47.5°
160°	0.0	0.0	0.0	0.0	0.0	0.0	0.0	0.0	0.0	0.0	0.0	50°
162.5°	0.0	0.0	0.0	0.0	0.0	0.0	0.0	0.0	0.0	0.0	0.0	52.5°
165°	0.0	0.0	0.0	0.0	0.0	0.0	0.0	0.0	0.0	0.0	0.0	55°
167.5°	0.0	0.0	0.0	0.0	0.0	0.0	0.0	0.0	0.0	0.0	0.0	57.5°
170°	0.0	0.0	0.0	0.0	0.0	0.0	0.0	0.0	0.0	0.0	0.0	60°
172.5°	0.0	0.0	0.0	0.0	0.0	0.0	0.0	0.0	0.0	0.0	0.0	62.5°
175°	0.0	0.0	0.0	0.0	0.0	0.0	0.0	0.0	0.0	0.0	0.0	65°
177.5°	0.0	0.0	0.0	0.0	0.0	0.0	0.0	0.0	0.0	0.0	0.0	67.5°
180°	0.0	0.0	0.0	0.0	0.0	0.0	0.0	0.0	0.0	0.0	0.0	69°
												70°
												72.5°
												75°
												77.5°
												80°
												82.5°
												85°
												87.5°
												90°
												92.5°
												95°
												97.5°
												100°
												102.5°
												105°
												107.5°

NUMBER: P226291
 NUMBER: ISW-AF-1200-LED-E1-T2-7030

REPORT NUMBER: P
 CATALOG NUMBER:

DISTRIBUTION (continued):

CANDELA DISTRIBUTION

87°	88°	89°	90°	95°	105°	115°	125°	135°	145°	155°	110°	87°
848.1	848.1	848.1	848.1	848.1	848.1	848.1	848.1	848.1	848.1	848.1	110°	0.0
854.3	854.3	851.6	849.8	843.6	833.0	822.4	812.7	799.4	794.1	787.0	112.5°	0.0
856.9	855.2	852.5	849.0	836.6	811.8	786.1	758.7	730.3	704.7	674.6	115°	0.0
858.7	855.2	851.6	847.2	829.5	791.4	740.1	686.1	635.6	597.5	581.6	117.5°	0.0
859.6	856.9	852.5	846.3	821.5	764.9	682.5	604.6	560.4	545.3	542.7	120°	0.0
869.3	864.9	857.8	850.7	818.0	735.6	617.9	543.5	525.8	532.9	545.3	122.5°	0.0
881.7	876.4	867.6	860.5	816.2	697.6	555.1	509.0	515.2	534.7	555.1	125°	0.0
903.8	895.0	885.3	878.2	819.7	650.7	504.6	491.3	509.9	534.7	562.1	127.5°	0.0
936.6	924.2	912.7	900.3	825.1	592.2	474.5	479.8	501.9	528.5	558.6	130°	0.0
977.3	963.2	947.2	928.6	831.3	541.8	457.7	467.4	487.8	510.8	535.6	132.5°	0.0
1032.2	1012.7	992.4	969.4	840.1	486.9	442.6	453.3	465.6	478.9	491.3	135°	0.0
1101.3	1074.7	1052.6	1021.6	849.0	449.7	430.2	433.8	436.4	438.2	437.3	137.5°	0.0
1193.3	1152.6	1126.9	1088.9	858.7	430.2	416.1	411.6	407.2	401.0	393.9	140°	0.0
1290.7	1257.1	1216.3	1167.7	864.9	417.0	402.8	388.6	376.2	370.0	370.0	142.5°	0.0
1404.0	1362.4	1311.1	1250.0	856.9	402.8	385.1	366.5	359.4	367.4	364.7	145°	0.0
1517.3	1459.8	1403.1	1333.2	837.5	386.9	365.6	355.9	361.2	350.6	344.4	147.5°	0.0
1642.2	1578.4	1499.6	1418.2	809.1	370.0	355.9	361.2	342.6	330.2	335.5	150°	0.0
1782.0	1706.8	1621.8	1511.1	790.5	359.4	340.8	345.3	329.3	320.5	317.8	152.5°	0.0
1972.4	1865.2	1761.7	1631.5	804.7	342.6	311.6	329.3	320.5	312.5	305.4	155°	0.0
2159.1	2044.9	1922.8	1769.6	829.5	330.2	288.6	312.5	318.7	305.4	292.1	157.5°	0.0
2346.8	2225.5	2083.0	1912.2	859.6	322.2	270.9	292.1	314.3	298.3	287.7	160°	0.0
2544.2	2391.1	2245.0	2060.9	898.5	314.3	256.7	274.4	306.3	298.3	282.4	162.5°	0.0
2751.4	2570.8	2424.7	2225.5	966.7	302.8	239.0	260.3	298.3	297.4	277.1	165°	0.0
2992.2	2831.1	2643.4	2440.7	1061.4	289.5	223.1	249.6	291.2	293.9	270.9	167.5°	0.0
3402.0	3235.6	3009.0	2816.0	1249.1	271.8	213.3	239.0	279.7	286.8	265.6	170°	0.0
4066.9	3840.2	3632.2	3451.6	1570.4	247.0	206.3	227.5	267.3	278.0	261.2	172.5°	0.0
4829.1	4607.8	4356.3	4052.7	1749.3	224.0	196.5	213.3	255.0	269.1	256.7	175°	0.0
5153.1	4863.6	4558.2	4197.9	1578.4	205.4	185.9	200.1	240.8	256.7	250.5	177.5°	0.0
5004.4	4711.3	4356.3	4003.1	1373.0	195.6	179.7	193.0	230.2	248.8	244.3	180°	0.0
4745.9	4451.1	4134.2	3710.1	1226.1	190.3	175.3	188.6	225.7	244.3	240.8		
3753.5	3490.6	3198.4	2875.3	835.7	172.6	161.1	175.3	208.0	228.4	227.5		
1989.2	1912.2	1696.2	1506.7	432.9	154.0	146.1	160.2	192.1	213.3	213.3		
716.2	649.8	621.5	516.1	230.2	134.6	131.0	141.6	174.4	194.8	193.9		
270.9	263.8	236.4	221.3	146.1	109.8	110.7	121.3	153.1	172.6	171.7		
153.1	139.0	134.6	130.1	93.0	86.8	91.2	101.8	131.0	147.8	150.5		
73.5	68.2	66.4	62.0	61.1	66.4	71.7	80.6	104.5	124.8	122.2		
35.4	33.6	32.8	31.9	43.4	42.5	52.2	55.8	69.9	99.1	89.4		
11.5	11.5	10.6	8.9	12.4	14.2	16.8	23.9	29.2	57.5	46.9		
0.0	0.0	0.0	0.0	0.0	0.0	0.0	0.0	0.0	0.0	0.0		
0.0	0.0	0.0	0.0	0.0	0.0	0.0	0.0	0.0	0.0	0.0		
0.0	0.0	0.0	0.0	0.0	0.0	0.0	0.0	0.0	0.0	0.0		
0.0	0.0	0.0	0.0	0.0	0.0	0.0	0.0	0.0	0.0	0.0		
0.0	0.0	0.0	0.0	0.0	0.0	0.0	0.0	0.0	0.0	0.0		
0.0	0.0	0.0	0.0	0.0	0.0	0.0	0.0	0.0	0.0	0.0		
0.0	0.0	0.0	0.0	0.0	0.0	0.0	0.0	0.0	0.0	0.0		
0.0	0.0	0.0	0.0	0.0	0.0	0.0	0.0	0.0	0.0	0.0		
0.0	0.0	0.0	0.0	0.0	0.0	0.0	0.0	0.0	0.0	0.0		
0.0	0.0	0.0	0.0	0.0	0.0	0.0	0.0	0.0	0.0	0.0		

'226291
 ISW-AF-1200-LED-E1-T2-7030

REPORT NUMBER: P226291
 CATALOG NUMBER: ISW-AF-1:

TION (continued):

CANDELA DISTRIBUTION (con

88°	89°	90°	95°	105°	115°	125°	135°	145°	155°		165°	175°
0.0	0.0	0.0	0.0	0.0	0.0	0.0	0.0	0.0	0.0	0°	848.1	848.1
0.0	0.0	0.0	0.0	0.0	0.0	0.0	0.0	0.0	0.0	2.5°	780.8	768.4
0.0	0.0	0.0	0.0	0.0	0.0	0.0	0.0	0.0	0.0	5°	652.4	650.7
0.0	0.0	0.0	0.0	0.0	0.0	0.0	0.0	0.0	0.0	7.5°	571.9	560.4
0.0	0.0	0.0	0.0	0.0	0.0	0.0	0.0	0.0	0.0	10°	545.3	544.4
0.0	0.0	0.0	0.0	0.0	0.0	0.0	0.0	0.0	0.0	12.5°	556.8	559.5
0.0	0.0	0.0	0.0	0.0	0.0	0.0	0.0	0.0	0.0	15°	571.9	577.2
0.0	0.0	0.0	0.0	0.0	0.0	0.0	0.0	0.0	0.0	17.5°	581.6	591.4
0.0	0.0	0.0	0.0	0.0	0.0	0.0	0.0	0.0	0.0	20°	579.0	590.5
0.0	0.0	0.0	0.0	0.0	0.0	0.0	0.0	0.0	0.0	22.5°	549.7	555.1
0.0	0.0	0.0	0.0	0.0	0.0	0.0	0.0	0.0	0.0	25°	497.5	499.3
0.0	0.0	0.0	0.0	0.0	0.0	0.0	0.0	0.0	0.0	27.5°	434.7	432.9
0.0	0.0	0.0	0.0	0.0	0.0	0.0	0.0	0.0	0.0	30°	390.4	378.9
0.0	0.0	0.0	0.0	0.0	0.0	0.0	0.0	0.0	0.0	32.5°	370.0	363.0
0.0	0.0	0.0	0.0	0.0	0.0	0.0	0.0	0.0	0.0	35°	355.9	344.4
0.0	0.0	0.0	0.0	0.0	0.0	0.0	0.0	0.0	0.0	37.5°	369.2	368.3
0.0	0.0	0.0	0.0	0.0	0.0	0.0	0.0	0.0	0.0	40°	381.5	379.8
0.0	0.0	0.0	0.0	0.0	0.0	0.0	0.0	0.0	0.0	42.5°	360.3	344.4
0.0	0.0	0.0	0.0	0.0	0.0	0.0	0.0	0.0	0.0	45°	321.3	302.8
0.0	0.0	0.0	0.0	0.0	0.0	0.0	0.0	0.0	0.0	47.5°	294.8	284.2
0.0	0.0	0.0	0.0	0.0	0.0	0.0	0.0	0.0	0.0	50°	282.4	278.9
0.0	0.0	0.0	0.0	0.0	0.0	0.0	0.0	0.0	0.0	52.5°	278.9	287.7
0.0	0.0	0.0	0.0	0.0	0.0	0.0	0.0	0.0	0.0	55°	277.1	286.8
0.0	0.0	0.0	0.0	0.0	0.0	0.0	0.0	0.0	0.0	57.5°	264.7	281.5
0.0	0.0	0.0	0.0	0.0	0.0	0.0	0.0	0.0	0.0	60°	255.8	276.2
0.0	0.0	0.0	0.0	0.0	0.0	0.0	0.0	0.0	0.0	62.5°	250.5	273.5
0.0	0.0	0.0	0.0	0.0	0.0	0.0	0.0	0.0	0.0	65°	246.1	275.3
0.0	0.0	0.0	0.0	0.0	0.0	0.0	0.0	0.0	0.0	67.5°	239.0	280.6
0.0	0.0	0.0	0.0	0.0	0.0	0.0	0.0	0.0	0.0	69°	235.5	279.7
										70°	231.9	277.1
										72.5°	219.5	255.8
										75°	204.5	225.7
										77.5°	185.0	193.9
										80°	163.8	169.1
										82.5°	142.5	162.9
										85°	111.5	138.1
										87.5°	82.3	76.1
										90°	46.9	34.5
										92.5°	0.0	0.0
										95°	0.0	0.0
										97.5°	0.0	0.0
										100°	0.0	0.0
										102.5°	0.0	0.0
										105°	0.0	0.0
										107.5°	0.0	0.0



REPORT NUMBER: P226291

CATALOG NUMBER: ISW-AF-1200-LED-E:

200-LED-E1-T2-7030

tinued):

180°
848.1
771.1
645.4
561.3
547.1
557.7
579.0
594.9
593.1
559.5
501.1
440.0
387.7
370.9
349.7
372.7
383.3
347.9
302.8
282.4
277.1
290.4
285.9
282.4
277.1
272.7
271.8
273.5
270.0
265.6
239.0
215.1
193.9
170.9
144.3
108.0
82.3
29.2
0.0
0.0
0.0
0.0
0.0
0.0
0.0
0.0

CANDELA DISTRIBUTION (continued):

	165°	175°	180°
110°	0.0	0.0	0.0
112.5°	0.0	0.0	0.0
115°	0.0	0.0	0.0
117.5°	0.0	0.0	0.0
120°	0.0	0.0	0.0
122.5°	0.0	0.0	0.0
125°	0.0	0.0	0.0
127.5°	0.0	0.0	0.0
130°	0.0	0.0	0.0
132.5°	0.0	0.0	0.0
135°	0.0	0.0	0.0
137.5°	0.0	0.0	0.0
140°	0.0	0.0	0.0
142.5°	0.0	0.0	0.0
145°	0.0	0.0	0.0
147.5°	0.0	0.0	0.0
150°	0.0	0.0	0.0
152.5°	0.0	0.0	0.0
155°	0.0	0.0	0.0
157.5°	0.0	0.0	0.0
160°	0.0	0.0	0.0
162.5°	0.0	0.0	0.0
165°	0.0	0.0	0.0
167.5°	0.0	0.0	0.0
170°	0.0	0.0	0.0
172.5°	0.0	0.0	0.0
175°	0.0	0.0	0.0
177.5°	0.0	0.0	0.0
180°	0.0	0.0	0.0

(END OF F

Cooper Lighting Solutions Photometric Lab
1121 Highway 74 South
Peachtree City, GA 30269

Scaled Data Report

